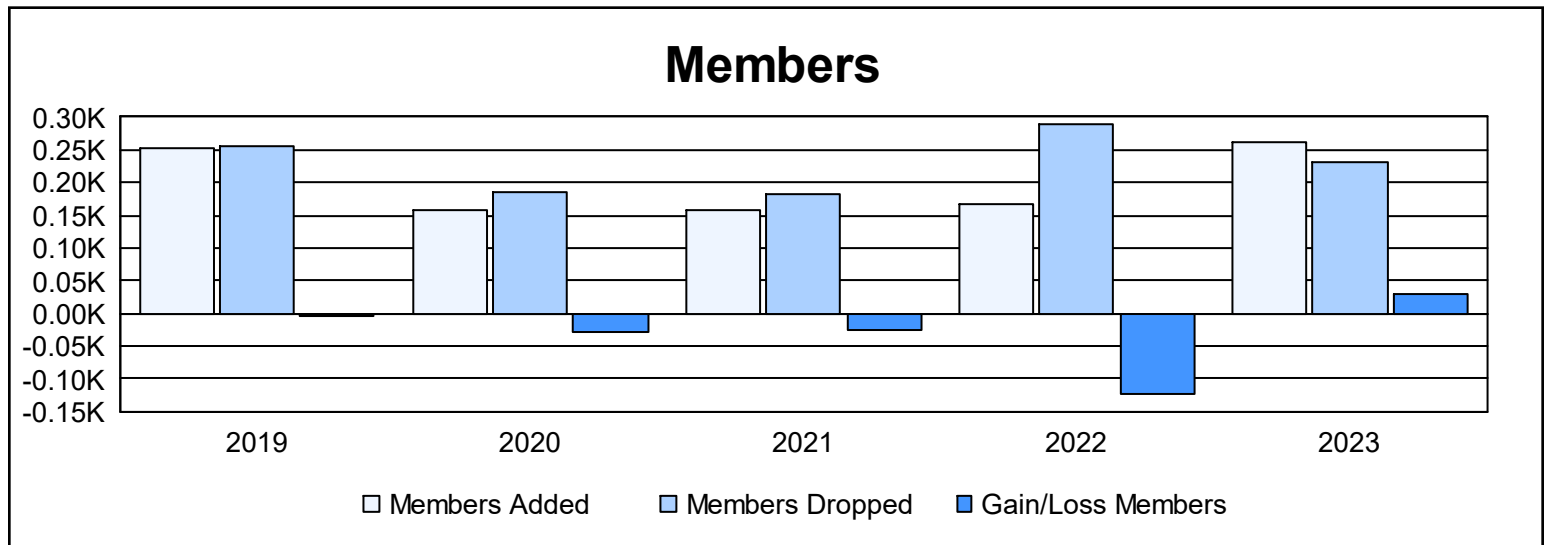
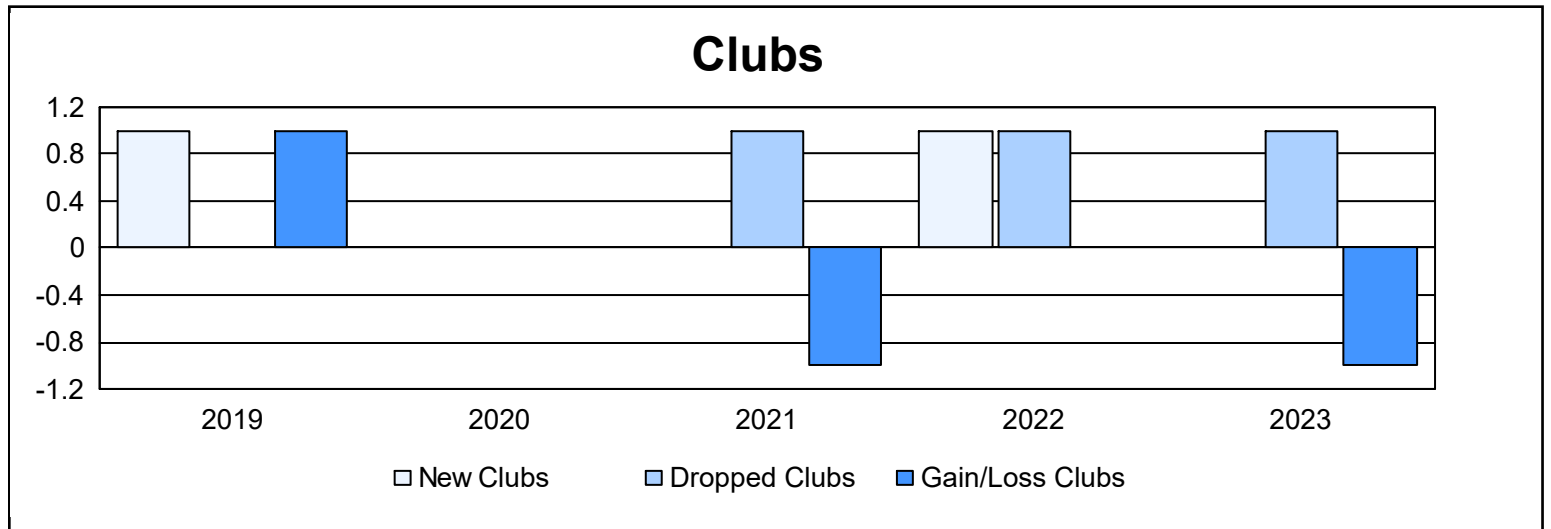
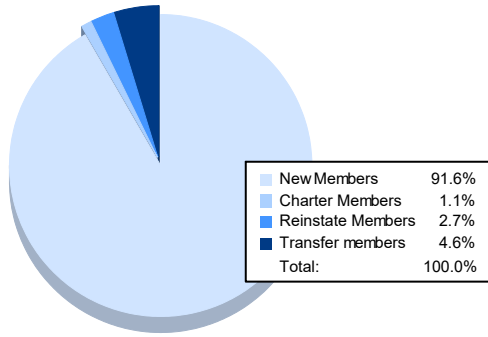


Year	New Clubs	Dropped Clubs	Gain/ Loss Clubs	New Members	Charter Members	Reinstate Members	Transfer Members	Total Member Added	Total Members Dropped	Gain/ Loss Members
2018-2019	1	0	1	200	27	11	16	254	257	-3
2019-2020	0	0	0	149	0	3	7	159	186	-27
2020-2021	0	1	-1	144	1	4	8	157	183	-26
2021-2022	1	1	0	114	24	11	17	166	288	-122
2022-2023	0	1	-1	239	3	7	12	261	230	31
<b>Average</b>	<b>0</b>	<b>1</b>	<b>0</b>	<b>169</b>	<b>11</b>	<b>7</b>	<b>12</b>	<b>199</b>	<b>229</b>	<b>-29</b>



### Membership Composition June 2023 Cumulative



### Gender Composition June 2023 Cumulative

